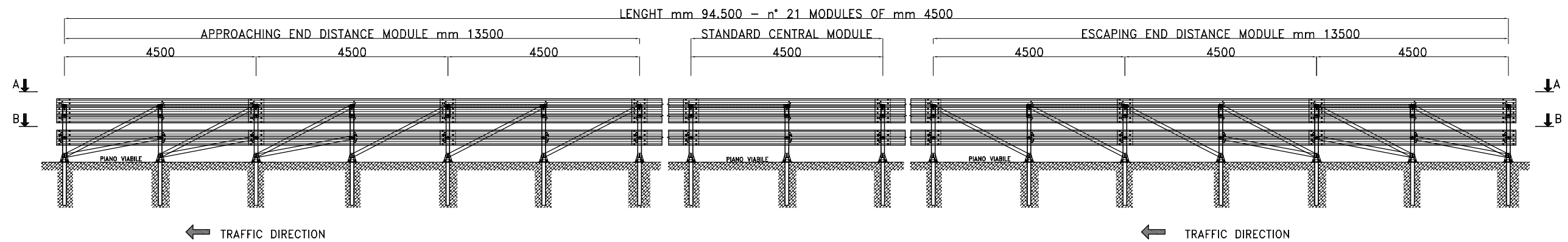
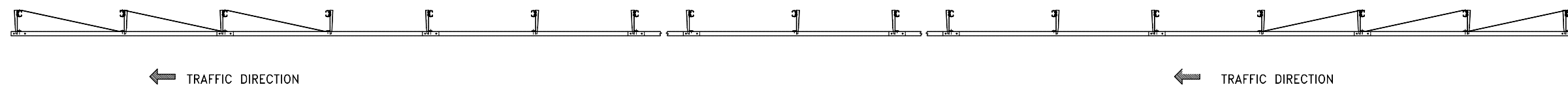


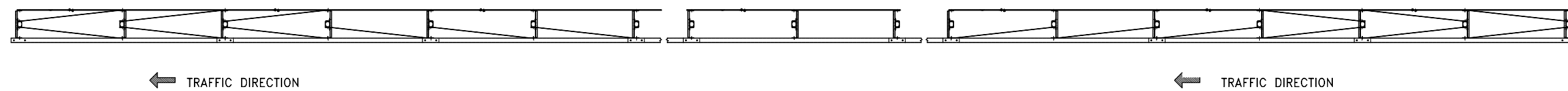
FRONT VIEW



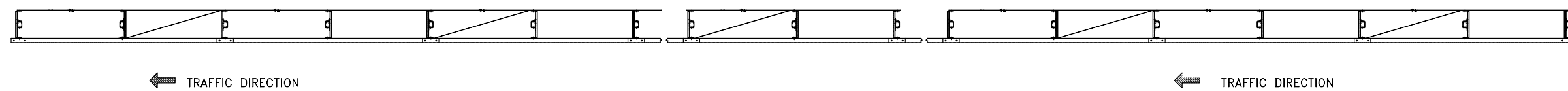
LOW DIAGONAL ARRANGEMENT (DWG DIA08) FROM POST BASE TO W-BEAM



HIGH DIAGONAL ARRANGEMENT (DWG DIA07) FROM POST BASE TO THRIE BEAM



HORIZONTAL TOP DIAGONAL ARRANGEMENT (DWG DIA06) FROM THE BACK OF THE THRIE SPACER TO THE FRONT



TIGHTENING COUPLES:

- ALL M16 BOLTS, EXCEPT JUNCTION BOLTS SPACER/POST - Kgm 17,4
- JUNCTION M16x30 BOLTS LOW SPACER/POST - Kgm 8,0
- ALL M12 JUNCTION BOLTS BASES/DIAGONALS/POSTS- Kgm 8,0
- M10x30 BOLTS, TO JUNCTION UNHOOKING DEVICE/HIGHER SPACER - MANUAL SCREWING OF THE NUT FOR UNHOOKING DEVICE CENTRING