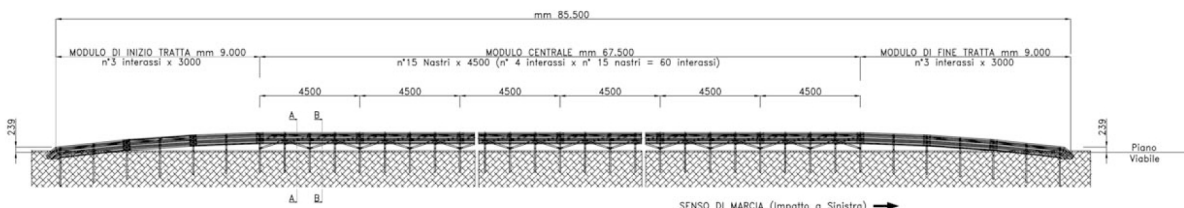
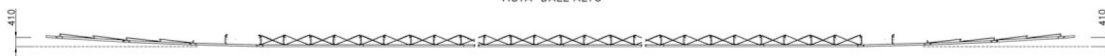


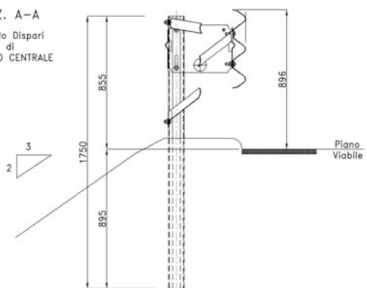
VISTA FRONTALE



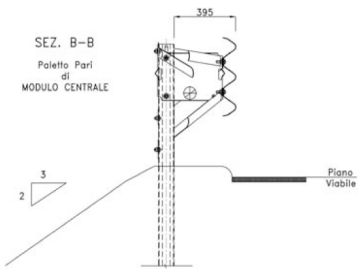
VISTA DALL'ALTO



SEZ. A-A
Paletta Dispari di
MODULO CENTRALE



SEZ. B-B
Paletta Pari di
MODULO CENTRALE



Posizionamento
paletta / ciglio rilevato

